

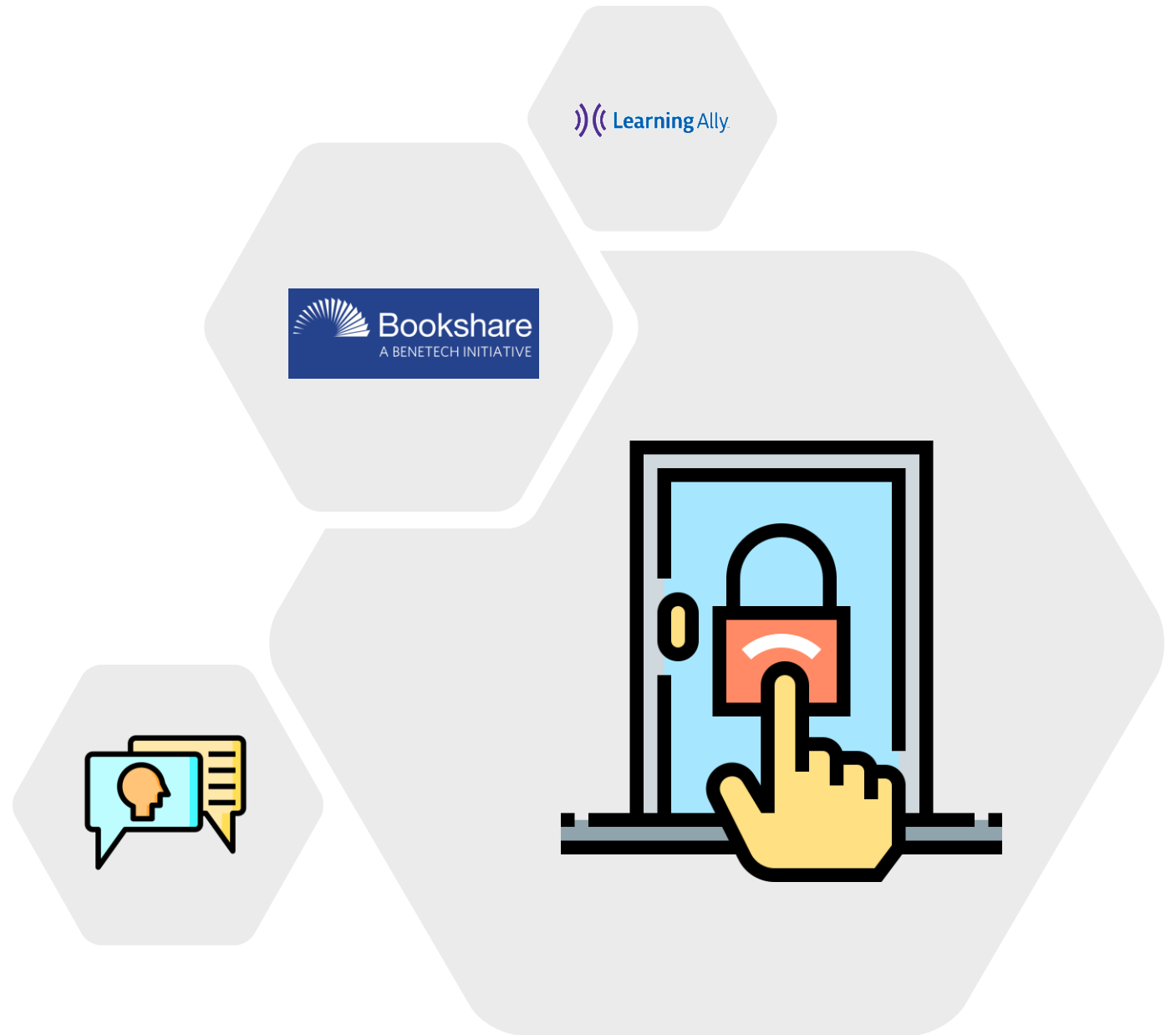
Providing Accommodations in a Virtual Environment

FDLRS Administration Project



For students with Print Disabilities

- Text to speech
- Accessibility features built in the device student is using
- Learning Ally & Bookshare



Oral Presentation

Immersive Reader in
Microsoft Products

Screencastify recording

PowerPoint recording with
narration

Flipgrid



Clarifying Directions



Video of the instructions

Screencast of how to complete

“How to” guides with visual image support

Quality examples of what is expected






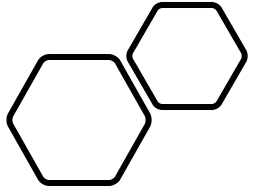
Advanced Organizers

- Slide decks provided ahead of time
- Outlines of content

Verbal Encouragement

- Video Feedback
- Positive emails, texts, or voice notes
- Share strategies with parents and caregivers





Additional Time




CHECK FOR ANY TIMING
SETTINGS



REVIEW SCHEDULING
DEMANDS



STRIVE FOR MASTERY



Checklists

- Google Keep
- Notes App
- Bulleting in Google Docs or Word
- Create checklist for each week and/or assignment

Visual Supports



Digital copies of those currently in use

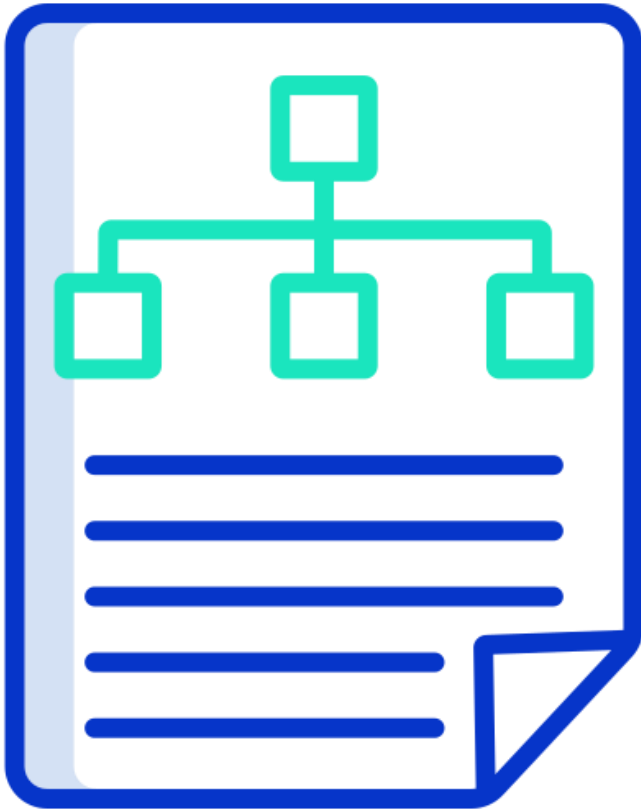


Information sheet on how to use



Editable documents of the visual supports

Timelines



Peer Notetaker

- Utilize same peer if possible
- Advanced notes
- Microsoft Translator add-on for Microsoft PowerPoint



Visual Tracking While Reading

[Visor on the
Chrome Browser](#)

[Liner on the
Chrome Browser](#)

[Immersive Reader
on Microsoft
Products](#)

Dictionaries
&
Thesauruses
for
Elementary
Students


[A Maths Dictionary for Kids](#)

[Little Explorers from Enchanted Learning](#)

[Merriam Webster-Word Central](#)

Dictionaries & Thesauruses for Secondary Students

- [Merriam-Webster Visual Dictionary Online](#)
- [Visuwords](#)
- [Visual Thesaurus](#)




Choice Boards

Tic-Tac-Toe Choice Menu: Name of Menu

Directions:


Start with number 5 and then make two other choices to make your tic-tac-toe.

1	2	3
4	5 	6
7	8	9

Tic-Tac-Toe Choice Menu: Google Chrome PD for Teachers

Directions:

Start with number 5 and then make two other choices to make your tic-tac-toe. Remember to add notes to the Collaborative Notes as you go! Feel free to download apps and extensions you are interested in, and play! [\(CLICK HERE to Make a Copy and save to your Drive.\)](#)

1 Explore this database of Chrome apps and extensions to find ideas for you and your students. Share two of your favorites in the collaborative notes.	2 Explore and search the Chrome Web Store Education Category for apps and extensions that will support learning in your classroom. Share two of your favorites in the collaborative notes.	3 Explore this vetted list of Chrome apps and teacher reviews from Common Sense Media to find the best for the classroom. Share two of your favorites in the collaborative notes.
4 Explore this Google Chrome Pinterest Board to find ideas for you and your students. Share two of your favorites in the collaborative notes.	5 START HERE! Watch this video: A Chrome Superhero . 	6 Using the Chrome App of your choice, create a "Meet the Teacher" introduction. Share a link in the collaborative notes. (Suggestions: Canva, Flipgrid, Powtoon, or Google Slides.)
7 Create a classroom procedures and rules presentation using the Chrome App of your choice. Share a link in the collaborative notes. (Suggestions:	8 Create an interactive video lesson for your students using EdPuzzle. Share a link in the collaborative notes.	9 Create a digital story about a student who changed your thinking, using the Chrome App of your choice. Share a link in the collaborative notes. (Suggestions:


Manipulatives
for Math

[National Library of
Virtual Manipulatives](#)

[The Math Learning
Center](#)

Calculators

- Built into students' devices
- [Desmos – online graphing calculator](#)





Poor Handwriting

- Keyboarding skills
- Speech to Text

Closed
Captioning

CART Services

Artificial Intelligence
in Google Slides and
PowerPoint

Magnification


```
graph LR; A[Magnification] --> B[Clear documents shared]; B --> C[Customizable formats];
```

Clear
documents
shared

Customizable
formats

Preview of vocabulary or key points

- [Quizlet](#)
- [Kahoot](#)
- Informational
Video on content



Visual Cues on Assignments

- Create an icon or emoji key
- Use the icons or emojis built into Microsoft Products or from a free icon service
- Tag content according to the key created

😊 Precipitation is a vital component of how water moves through Earth's water cycle, connecting the ocean, land, and atmosphere. Knowing where it rains, how much it rains and the character of the falling rain, snow or hail allows scientists to better understand precipitation's impact on streams, rivers, surface runoff and groundwater. 🤔 Frequent and detailed measurements help scientists make models of and determine changes in Earth's water cycle.

The water cycle describes how water **evaporates** from the surface of the earth, rises into the atmosphere, cools and condenses into rain or snow in clouds, and falls again to the surface as precipitation. The water falling on land collects in rivers and lakes, soil, and **porous layers of rock**, and much of it flows back into the oceans, where it will once more evaporate. 🤔 **The cycling of water in and out of the atmosphere is a significant aspect of the weather patterns on Earth.**

Behavior Support

Clear rules and
expectations

Alternative activities and
choices

Opportunity for
movement

Upcoming Events & Resources

www.fdlrs.org



PARENTS AND FAMILIES: LUNCH & LEARN WEBINAR SESSIONS

The Florida Diagnostic and Learning Resources System (FDLRS) has partnered with SEDNET to provide 2 parents sessions.

Each session has a unique registration link

Setting Up Your Home's Learning Environment up for Success: Understanding the Needs for Adults and Children

Date: March 30, 2020

Time: 11:30am-12:30pm EST

Location: Virtual Webinar (link will be provided at registration)

REGISTER FOR THIS SESSION: [BIT.LY/SEDNET330](https://bit.ly/SEDNET330)

Virtual learning and work can be stressful for all, children and adults alike. This sudden change in the way of work and school can bring about uncertainty, stress, and fear. But there are ways to help reduce the impact of this new way of work and learning. In this session, attendees will acquire some tips and strategies on how to set up their home in a way that can assist in decreasing the stress and finding the positives for all.

Addressing Special Needs in the Virtual Environment

Date: April 2, 2020



Time: 11:30am-12:30pm EST

Location: Virtual Webinar (link will be provided at registration)

REGISTER FOR THIS SESSION: [BIT.LY/SEDNET42](https://bit.ly/SEDNET42)

All children learn in their own way, but for some children their special needs require a little extra attention in the virtual environment. In this session, families will gain insight into ways to help them set up their home learning environments that give extra emphasis in this area. Strategies that assist and support caregivers will be presented. Special focus will be given to emotional regulation in order to build up the positives in a home learning environment.

FDLRS is funded by the Florida Department of Education, Division of Public Schools and Community Education, Bureau of Exceptional Education and Student Services, through federal assistance under the Individuals with Disabilities Education Act (IDEA), Part B funds and state funds.






Providing Accommodations in a Virtual Environment

While providing instruction to students with Individual Education Plans and Section 504 Plans in a virtual environment, it is important to continue to provide them with the necessary accommodations so that they can continue to be successful in this new learning environment. This webinar will provide examples of possible digital accommodations that can be used in virtual instruction based on the student's current accommodation needs. We will also discuss ideas for documenting and assessing the implementation of these digital accommodations.

Due to an overwhelming response, we have scheduled 4 repeat offerings of this professional development.

DATE: MARCH 30, 2020 TIME: 8:30AM-10:30AM EST Register: bit.ly/PAVE330AM *****	DATE: APRIL 1, 2020 TIME: 1:30PM-3:30PM EST Register: bit.ly/PAVE401 *****
DATE: MARCH 30, 2020 TIME: 1:30PM-3:30PM EST Register: bit.ly/PAVE330PM *****	DATE: APRIL 3, 2020 TIME: 8:30AM-10:30AM EST Register: bit.ly/PAVE403 *****





PARENTS & FAMILIES WEBINAR SESSIONS

The Florida Diagnostic and Learning Resources System (FDLRS) has partnered with the Center for Autism and Related Disabilities (CARD) to provide three parent sessions.

Each session has a unique registration link.

Simplified Learning (for students on the spectrum or have special needs)

1 **Date:** March 31, 2020
Time: 1:00pm-3:00pm EST
Location: Virtual Webinar (link will be provided at registration)

REGISTER FOR THIS SESSION: [BIT.LY/2UK23M3](https://bit.ly/2UK23M3)

This presentation is designed for the parents of children of any age who are Early Language Learners. Simplified Learning is an opportunity for parents and children to learn about language milestones, general descriptions of language disorders, and to learn how to utilize common, low or no cost items to help support language development. Suggestions for how to make and use toys or developmental activities using common items such as: Play-Doh, pasta, measuring cups/spoons, boxes, brushes, etc. will be presented. This presentation strives to empower parents as they have a unique opportunity to enrich and promote language, fine motor, and gross motor development with their children without any fancy toys, gadgets, or screens.

The ABC's of Behavior

2 **Date:** April 6, 2020
Time: 1:00pm-3:00pm EST
Location: Virtual Webinar (link will be provided at registration)

REGISTER FOR THIS SESSION: [BIT.LY/2R0UHSV](https://bit.ly/2R0UHSV)

This presentation will cover the basics of behavior for early learners. Topics will include understanding functions of behavior, determining functions of behavior to plan targeted interventions, and taking basic data on behaviors to be increased or decreased. Strategies to address common behavioral challenges such as aggression, communication, waiting, maladaptive attention-seeking, and task completion will be discussed. This presentation is aimed at making the underlying philosophies of Applied Behavior Analysis understandable and applicable in real life for parents, teachers, and therapist.

The Anxious Child (for students on the spectrum or have special needs)

3 **Date:** April 16, 2020
Time: 1:00pm-3:00pm EST
Location: Virtual Webinar (link will be provided at registration)

REGISTER FOR THIS SESSION: [BIT.LY/2UG5FAM](https://bit.ly/2UG5FAM)

This presentation will provide attendees with a detailed review of anxiety and anxiety related symptoms in children and adolescents. The presenter will discuss behaviors that are often common in anxiety disorders and recommend what parents should do if they are concerned about their child's emotional state as it relates to anxiety disorders. Additional strategies and easy to implement techniques to use when working with, or raising a child or adolescent with anxiety or anxiety related symptoms. All strategies can be implemented both at school and home.

FDLRS is funded by the Florida Department of Education, Division of Public Schools and Community Education, Bureau of Exceptional Education and Student Services, through federal assistance under the Individuals with Disabilities Education Act (IDEA), Part B funds and state funds.